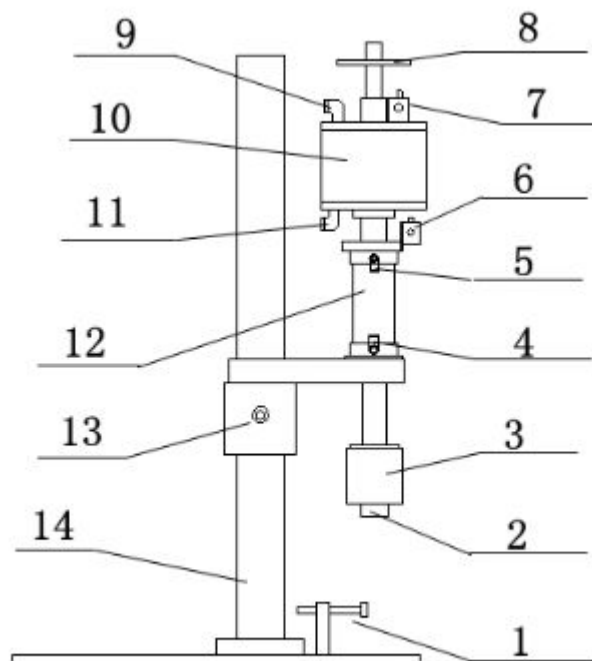
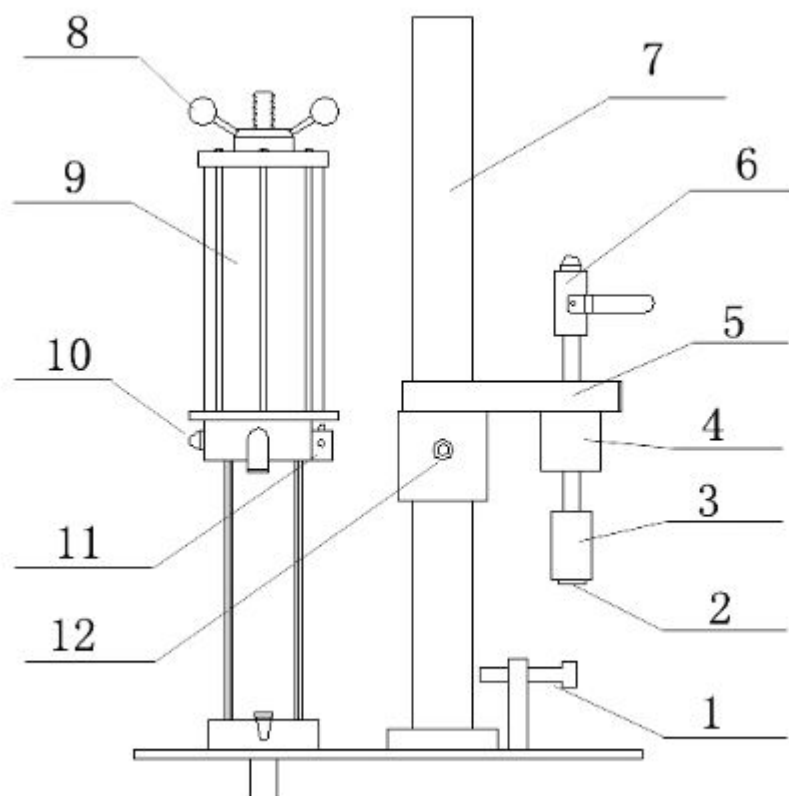


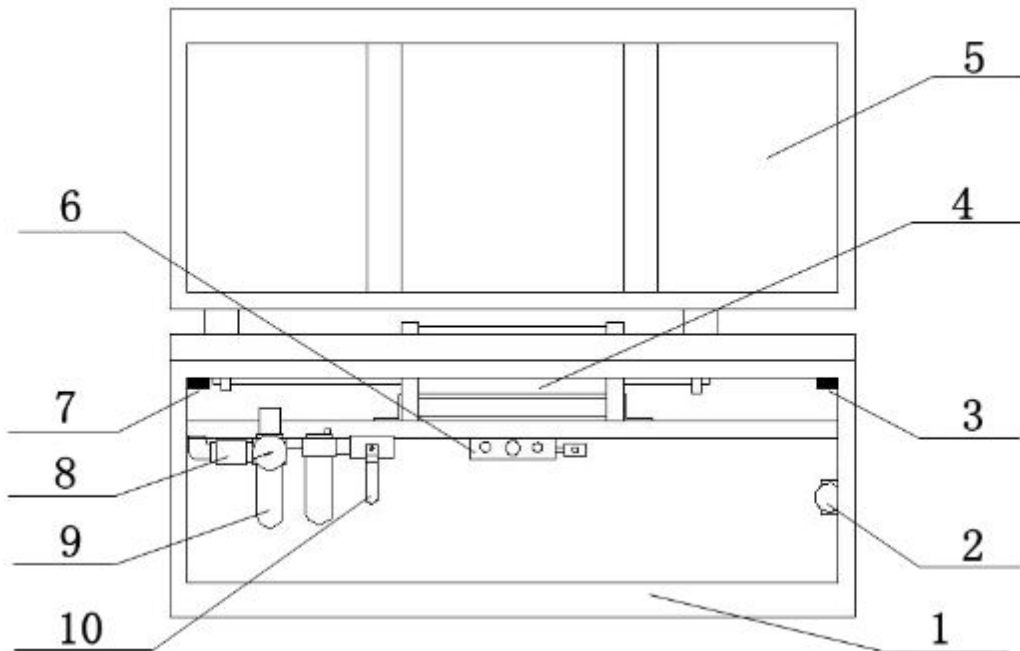
1. Foot valve; 2. Can locating screw; 3. Liquid filler; 4. Micro cylinder of liquid filler; 5. Bed-plate; 6. Column; 7. Fastening screw of bed-plate and column; 8. Bench of host; 9. Angle seat valve; 10. Outlet of metering cylinder (connecting inlet of liquid filler); 11. Sanitary quick-connect clamp; 12. Signal valve; 13. Liquid metering cylinder; 14. Volume adjusting knob; 15. Bench of metering cylinder; 16. Anchor bolt; 17. Inlet of metering cylinder (connecting storage hopper)



1. Cylinder locating screw; 2. Regulating ring for closing contact height of closing machine; 3. Closing end; 4. Controlling and adjusting elbow for ascending gas of lifting cylinder; 5. Controlling and adjusting elbow for descending gas of lifting cylinder; 6. closing signal valve; 7. Reset signal valve; 8. closing diameter adjuster; 9. Descending gas inlet of closing cylinder; 10. closing cylinder; 11. Ascending gas inlet of closing cylinder; 12. Lifting cylinder; 13. Fastening screw of bed-plate and column; 14. Column



1. Cylinder locating screw; 2. Aerating nozzle; 3. Gas filler; 4. Micro cylinder of gas filler; 5. Bed-plate; 6. Ball valve; 7. Column; 8. Metering adjuster; 9. Gas metering cylinder; 10. Inlet of metering cylinder (connecting gas cylinder); 11. Signal valve; 12. Fastening screw of bed-plate and column



1. Support rack; 2. RESET button; 3. Signal valve (1); 4. Power cylinder;
5. Hopper rack; 6. 2-digit 5-way double pneumatic operated directional
valve; 7. Signal valve (2); 8. Hand slide valve; 9. Gas supply triple;
10. Ball valve